



[www.leedsgrenville.com](http://www.leedsgrenville.com)

# Children's Mental Health Service Plan Data

March 2016

Jessica DesChamp-Baird

where **lifestyle**  
**grows** good **business**

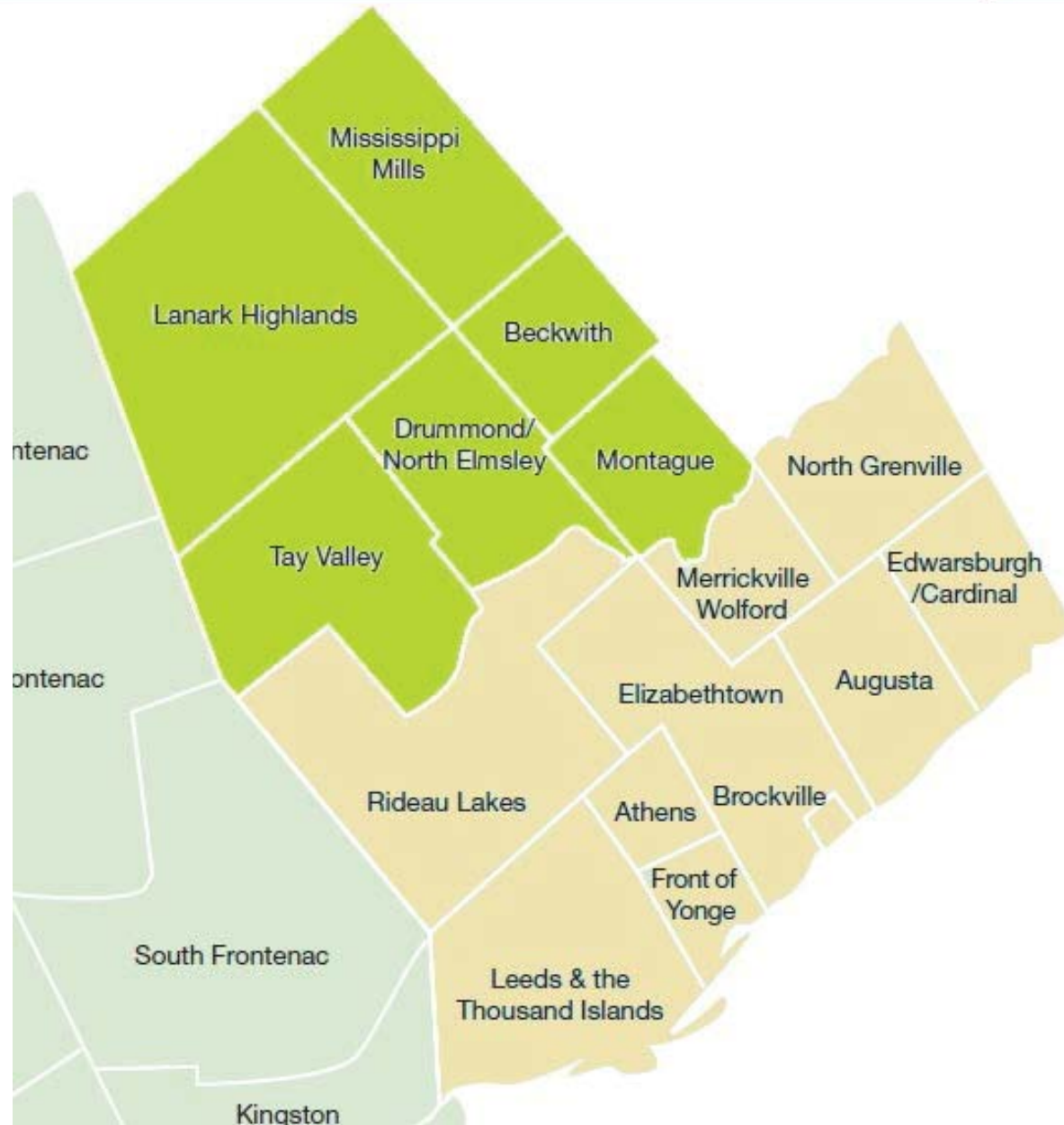
# Overview

- Understanding Communities
  - Social Risk
  - Population
  - Data
- Children's Mental Health Survey Summary
  - Core Services
  - Programs
  - Feedback
- Next Steps – Planning

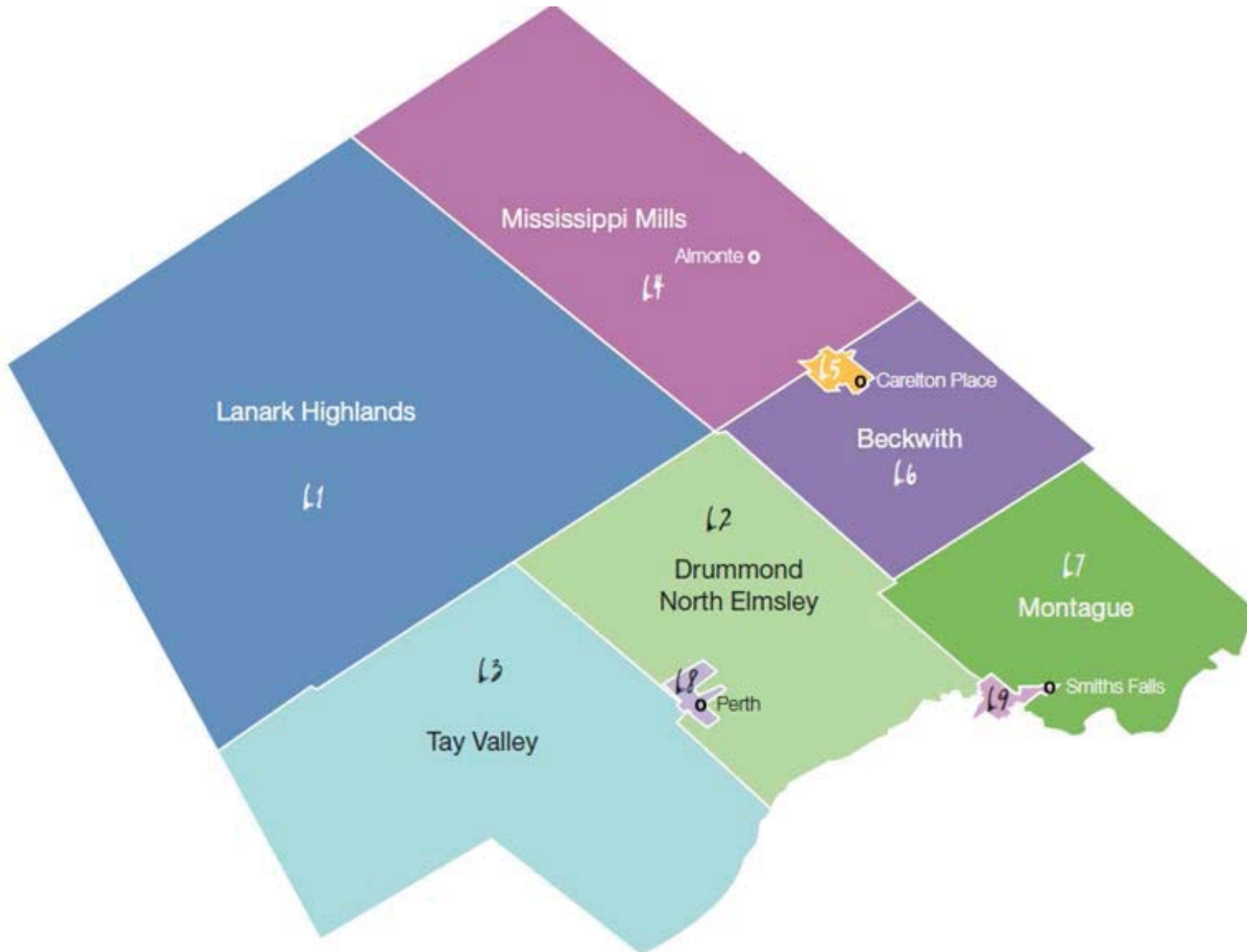
# Data Indicators

- **Family Economic Resource Indicators**
  - Incidence of Low Income
  - Lone Parent Families
  - Housing – # Renters
  - Housing – # Home Owners
  - Number of Tenant Households Spending More Than 30% of Income on Housing

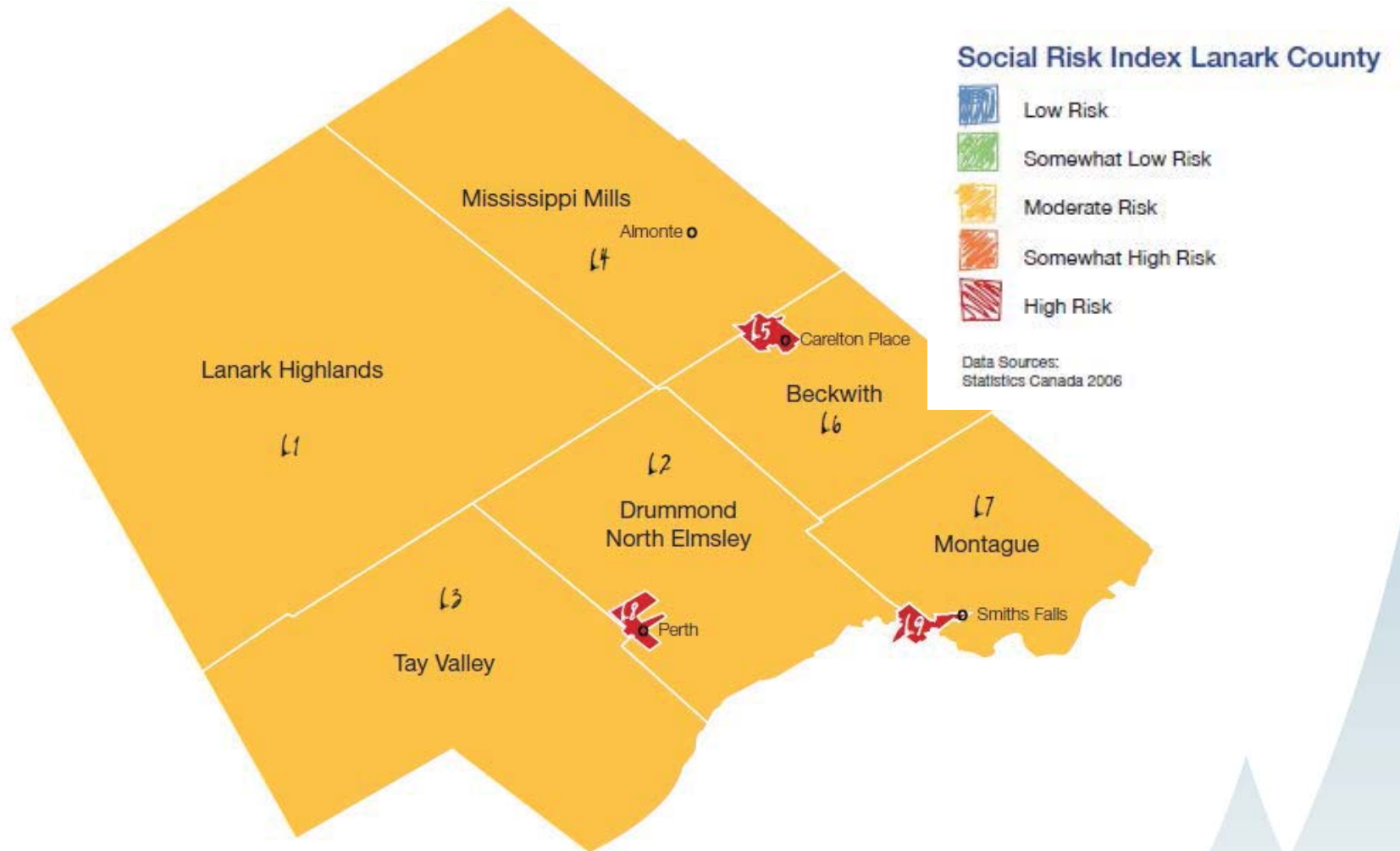
# Communities



# Lanark Communities



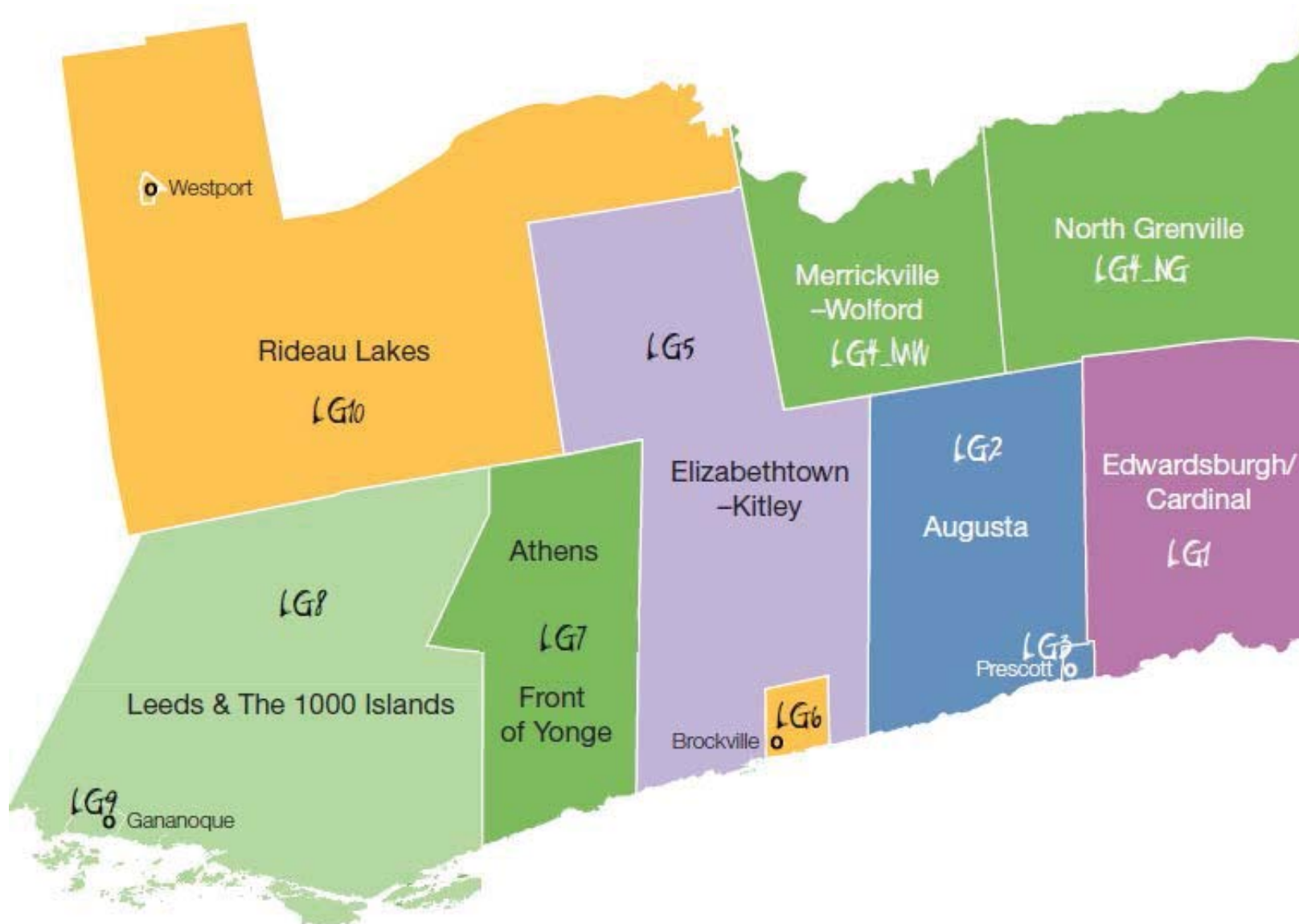
# Lanark Social Risk



# Lanark Data – Highest Areas

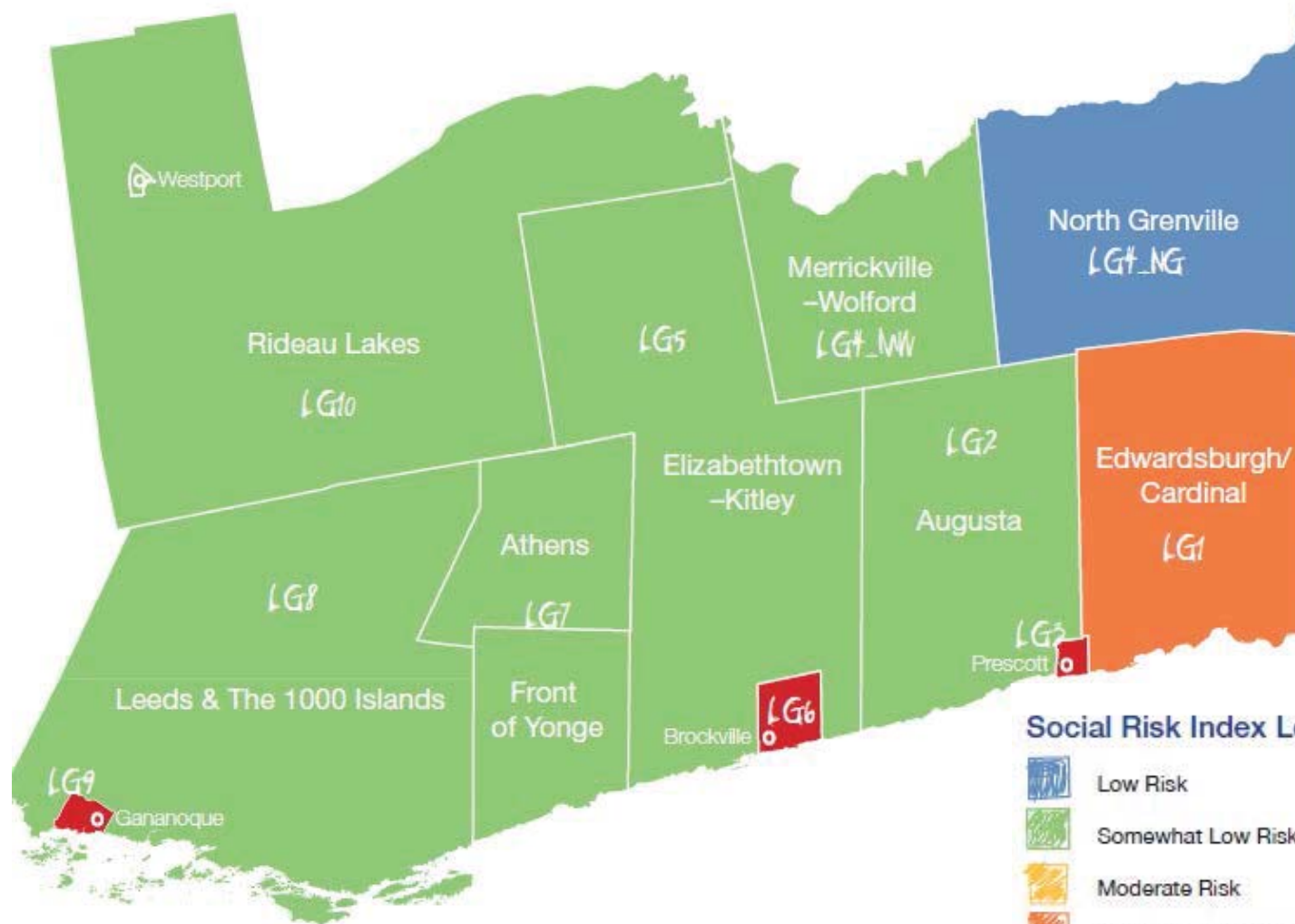
- **Family Economic Resource Indicators**
  - Incidence of Low Income
    - **Smith Falls 10.4%** (Lanark 7.1%)
  - Unemployment Rate
    - **Carleton Place 5.5%** (Lanark 4%)
  - Lone Parent Families
    - **Carleton Place/Smith Falls 555** (21%)
  - Number of Tenant Households Spending More Than 30% of Income on Housing
    - **Perth 51.5%** (Lanark 45.3%)

# Leeds and Grenville Communities





# Leeds and Grenville Social Risk



Social Risk Index Leeds & Grenville

-  Low Risk
-  Somewhat Low Risk
-  Moderate Risk
-  Somewhat High Risk
-  High Risk

Data Sources:  
Statistics Canada 2006

# Leeds and Grenville Data – Highest Areas

- **Family Economic Resource Indicators**
  - Incidence of Low Income
    - **Prescott 13.6%** (LG 7.0%)
  - Unemployment Rate
    - **Gananoque 5.6%** (LG 4%)
  - Lone Parent Families
    - **Brockville 1285** (34%)
  - Number of Tenant Households Spending More Than 30% of Income on Housing
    - **Prescott 51.6%** (LG 43%)

# High Risk Communities

- **Lanark**
  - Smith Falls
  - Perth
  - Lanark
- **Leeds and Grenville**
  - Prescott
  - Brockville
  - Gananoque

# CHILDREN'S MENTAL HEALTH PLAN

## SURVEY RESULTS

# Survey Completion

- 104 Surveys were completed

<b>Agency Role</b>	<b>Number of Staff Completed Surveys</b>
Front Line	43
Other	23
Manager	19
Executive	18

# Agency Geographical Regions

- 60 Agencies responded

<b>Area Serving with Programs/Services</b>	<b>Number of Agencies (unique)</b>
Tri County	28
Leeds and Grenville	18
Lanark	14

# Universal Mental Health

- Agencies providing broad universal mental health prevention programs:

	<b># of Agencies (unique count)</b>
NO	35
Yes	21

# Core Service Information - Agency

- Agency Mandated Core Services

Targeted Prevention	Brief Service	Counselling Therapy	Crisis Support Services	Family Capacity Building/ Support	Specialized Consultations/ Assessments	Intensive Treatment Services
29	32	13	21	32	21	12

- Agency Non-Mandated Core Services

Targeted Prevention	Brief Service	Counselling Therapy	Crisis Support Services	Family Capacity Building/ Support	Specialized Consultations/ Assessments	Intensive Treatment Services
14	15	2	14	18	8	1



# Children's Mental Health System - Strengths/Weaknesses

- **Connecting with Partners/Family and Youth:**
  - Strengths:
    - » Overall, I think we have a strong Mental Health support team in Lanark Leeds Grenville. The partnerships and lack of waitlists, is terrific!
    - » Creative, cooperative and collaborative to work with community partners in meeting needs of those requiring their services.
    - » Workers accessible to community partners and families.
    - » Work in proactive goal setting methods.

# Children's Mental Health System - Strengths/Weaknesses

- **Connecting with Partners/Family and Youth:**
  - Weaknesses:
    - » Not a consistent contact person for referrals.
    - » Could benefit from stronger ties to local schools.
    - » Connecting with families - family frustration during a crisis, short-term model doesn't always work.
    - » Would like to see more staff connecting with youth at the youth centre.
    - » We need more consistency and transparency regarding the Mental Health interventions that are being conducted with the children/youth.

# Children's Mental Health System - Strengths/Weaknesses

- **Lack of support:**

- Weaknesses:

- » Making people fit into existing programs.
    - » Families feeling like case is closed too quickly.
    - » Lack of housing, transportation, after school programs for transitional teens.
    - » Lack of programming to serve children with High functioning autism/Aspergers .
    - » More youth-specific programming should be offered.
    - » Uncertainty on behalf of families about what services are available.

# Children's Mental Health System - Strengths/Weaknesses

- **Service Coordination:**

- Strengths:

- » Good community involvement (lead table, triple p, etc) Involvement in variety of initiatives and approaches.

- Weaknesses:

- » Access to the services immediately with regular consistent follow up.

- » The services seem out of sync with everything else that is happening in the community.

- » There appears to be a lack of understanding or awareness of how related services are still providing supports.

# Children's Mental Health System - Strengths/Weaknesses

- **Service Coordination:**

- Weaknesses:

- » Working with the family and consulting with participating agencies can improve.

- **Other:**

- Weaknesses:

- » Not enough counsellors/social workers or programs.

- » Very disconnected from adult services, their philosophy is very different overall.

- » Mental health workers who are also trained in addictions would be really beneficial.

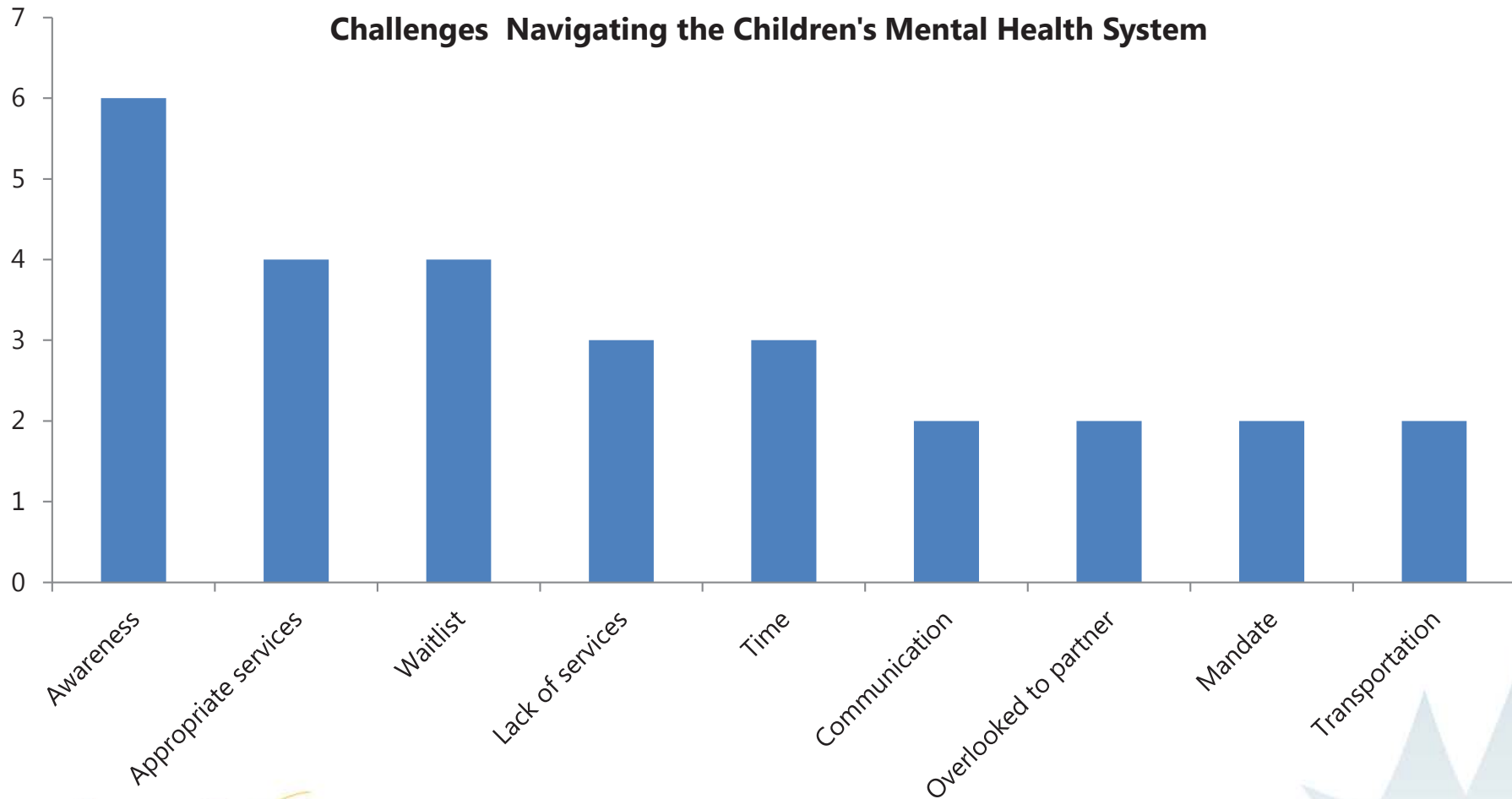
# Strengths of the Mental Health Systems: What would your clients say?



# Strengths of the Mental Health Systems: What your community partners would say



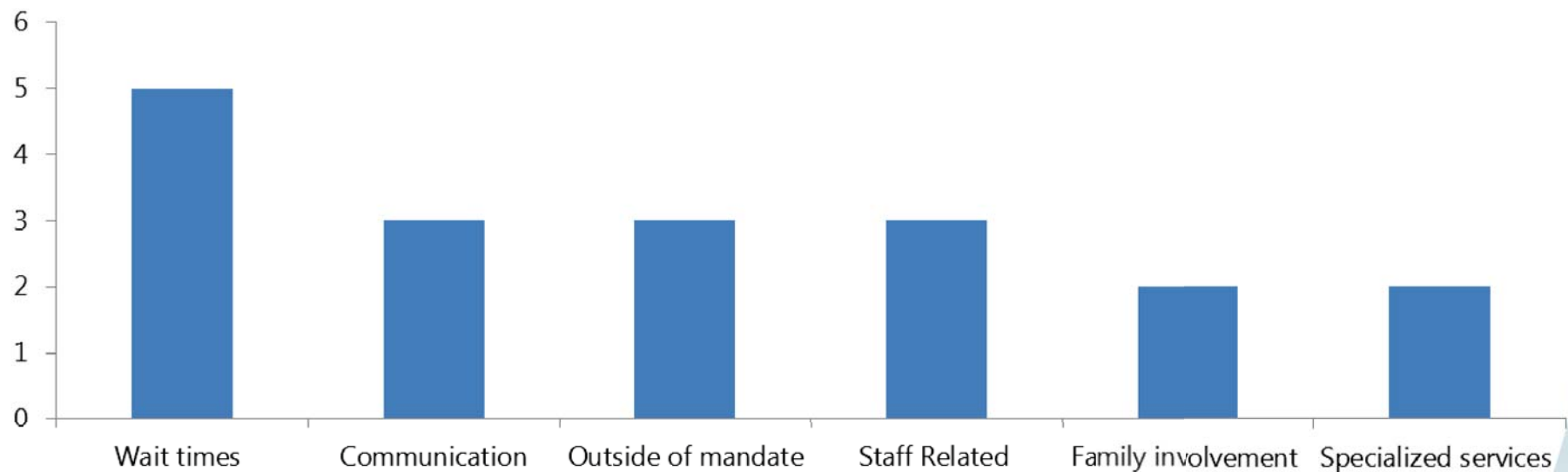
# Challenges: Community Navigating the Mental Health System





# Challenges: Internal Navigating the Mental Health System

Inter Agency Challenges Navigating the Children's Mental Health System



# Community Inventory

- **Additional Survey information:**
  - Name of Program/Service:
  - Mandated or Non-Mandated
  - Core funded, fundraised supported or a combination of both?
  - Program Description
  - Core Services filled: Targeted Prevention, Brief Services, Counselling Therapy, Crisis Support Services, Family Capacity Building and Support, Specialized Consultations and Assessments, Intensive Treatment Services
  - Program Frequency
  - Number of clients served
  - Location of Program

# Community Inventory

- **Additional Survey information:**
  - Eligibility criteria
  - Intake process
  - Wait times
  - "Pathway" through and out of care for each program
  - External referrals
  - "Typical" client exit from this program. (e.g. successful completion, additional support/services required, self-withdraw etc.)

Lanark, Leeds and Grenville Program Inventory spreadsheet

# Planning Maps - Interactive

- Core Services Mandated / Non Mandated 1

<https://www.google.com/maps/d/edit?mid=zxI--mv52ESQ.komVIG33wWRI&usp=sharing>

- Core Services Mandated / Non Mandated 2

<https://www.google.com/maps/d/edit?mid=zxI--mv52ESQ.kaLhBZoqt82g&usp=sharing>

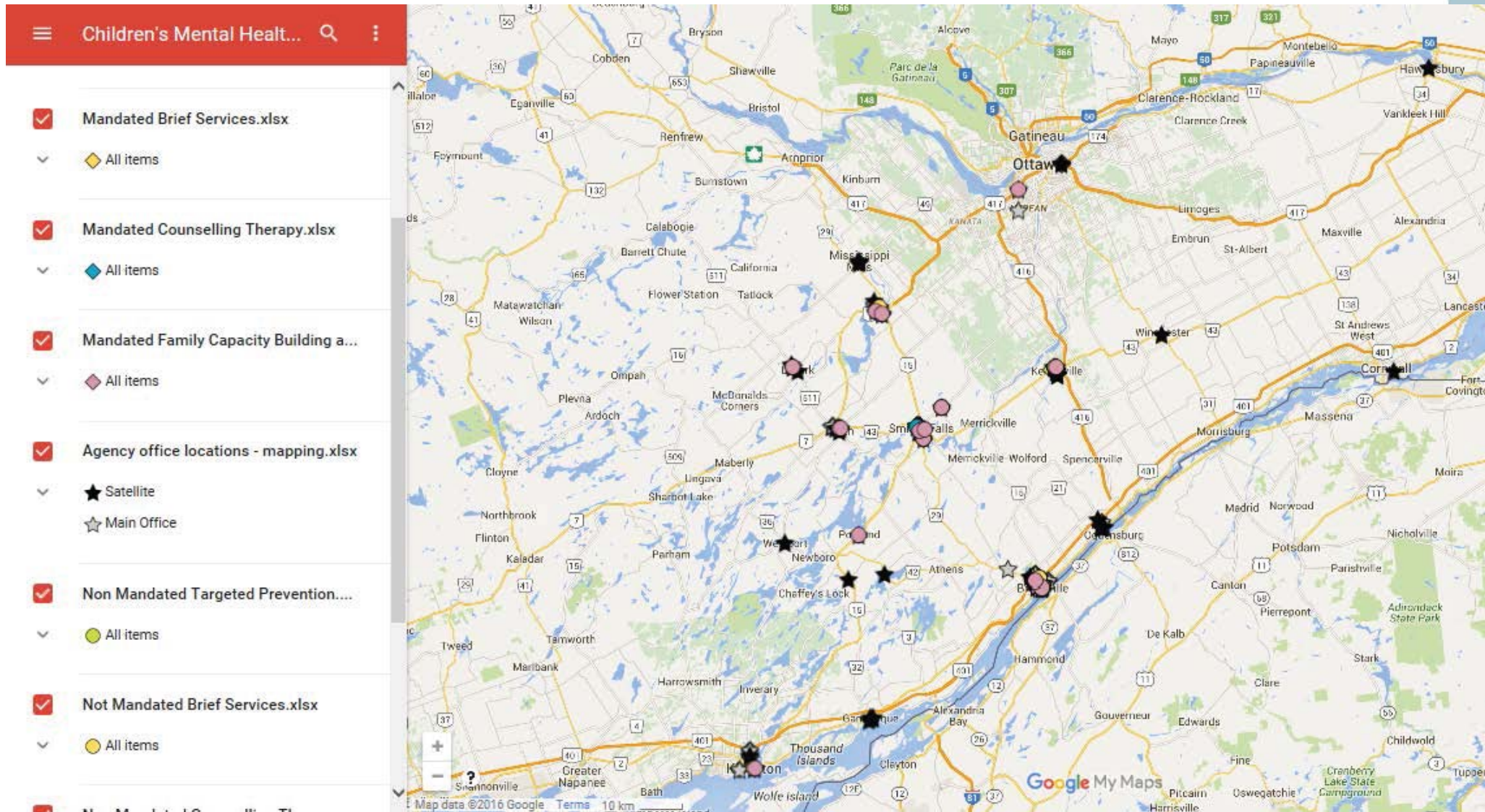
- Core Services All – No layers

<https://www.google.com/maps/d/edit?mid=zxI--mv52ESQ.k0nQk4uNadaM&usp=sharing>

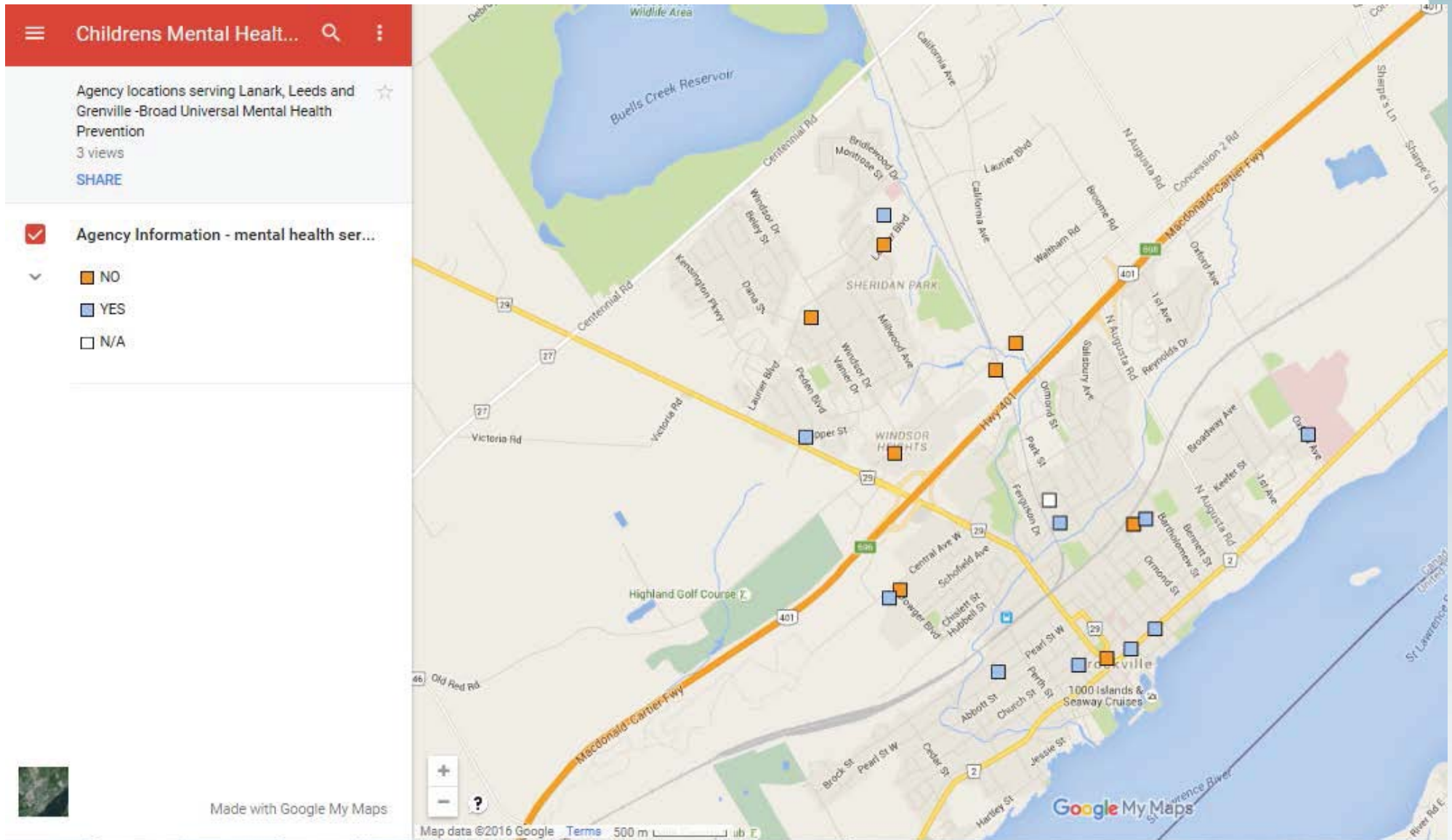
- Broad Mental Health Prevention Programs

<https://www.google.com/maps/d/edit?mid=zxI--mv52ESQ.kfEN93-9uV4o&usp=sharing>

# Community Maps



# Community Maps



# Questions?

